











**RD-03 type-** Series Wheel Sensor, designed to fix the moment when the axle is passing the sensor point.

Sensor is using rail clamp without drilling the rail.

Sensor has open analog interface.

### FEATURES of the RD-03C sensor:

- ✓ Sensor for cargo railway, mainline and metro lines
- ✓ Remote adjustment function for quick installation on the rail
- ✓ Sensor has designed to operate in aggressive environment and has additional cable protection for heavy soil
- ✓ Unified fastening system for all rail types

 Power supply DC	18-24 V ±10%
 Rail type	R50, R65, R75
 IP Protection class	IP67/ IP68
 Rail-clamp type	UK-RD
 Speed	0-350 km/h
 Weight, max	2kg
 Temperature	-60...+85°C (UHL1)
 Dimensions (Width, Height, Depth)	195x100x65 mm

### COMPLIANCE WITH STANDARDS:

- ✓ IEC 62236.4; DSTU EN 61000-4-4
- ✓ EN50125-3 – TX group; GOST 34012 - K4; SOU 45.020-00034045-002 – K4
- ✓ EN50125-3 –C.1; GOST 34012 - MC5; SOU 45.020-00034045-002 - MC4

