











DPD-03 type- Series Wheel Sensor, designed to fix the moment when the axle is passing the sensor point.

Sensor is using rail clamp without drilling the rail.

Sensor has open analogue interface.

FEATURES:

- ✓ Sensors are using for cargo railway, mainline and metro lines
- ✓ Sensors are using as components for equipment of axle counter system, weighing-machine, hot-box detector system

 Power supply DC	18 V \pm 10%
 Rail type	R50, R65, R75
 IP Protection class	IP67
 Rail-clamp type	UK-RD
 Speed	0-250 km/h
 Weight, max	2kg
 Temperature	-60...+85°C (UHL1)
 Dimensions (Width, Height, Depth)	182x110x65 mm

COMPLIANCE WITH THE STANDARDS:

- ✓ IEC 62236.4; GOST 33436.4-1; DSTU 4151-2003
- ✓ GOST 34012 –K4; SOU 45.020-00034045-002 - K4
- ✓ GOST 34012 –MC5; SOU 45.020-00034045-002 –MC4

